


**Graphing Linear Equations**

Graph each equation by plotting points.

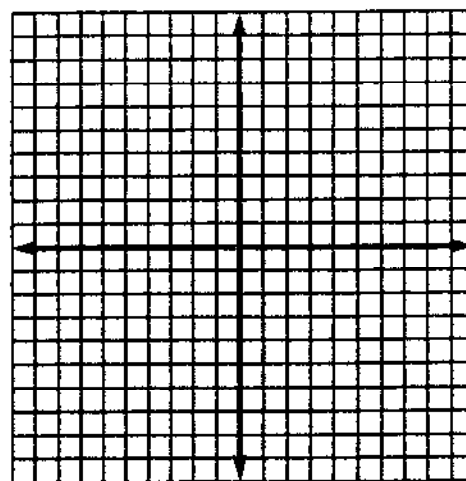
1.  $y = x + 2$

x	y
-3	
2	
-2	




2.  $y = 4x - 9$

x	y
4	
2	
0	




3.  $2x + 2y = 8$

x	y
3	
-5	
-2	



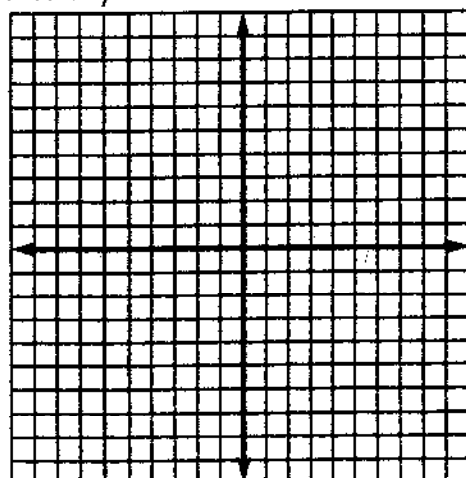
4.  $3x + y = 9$

x	y
1	
3	
2	



5.  $x + y = 6$

x	y
3	
-3	
2	



6.  $y = 9 - x$

x	y
0	
4	
3	

